



# 2026 GARDEN JOURNAL & PLANNER



*TheFarmersLamp.com*

# Happy Gardening!

A garden planner can help you stay organized and on track throughout the growing season. By keeping track of your planting schedule, observations, and harvest, you can learn from your experiences and improve your gardening skills each year.

We hope you find TFLs Garden Planner a tool you can't do without!





# GARDEN PLANNING

- Learn the date of your first frost and your last frost and record them
- Identify the location of your garden and its dimensions
- Determine the types of plants you want to grow
- Research the ideal planting times for each type of plant in your area
- Make a planting schedule for each plant, including planting dates and expected harvest dates
- Plan your garden layout, taking into account the spacing requirements of each plant
- Make sure to rotate the right vegetables for maximum soil health

You can learn about crop rotation in our dedicated post:

**4 CONSEQUENCES OF POOR CROP ROTATION**

# MY GARDEN INFO

*THIS GARDEN JOURNAL  
BELONGS TO:*

---

My Gardening Zone: \_\_\_\_\_

My First Frost Date: \_\_\_\_\_

My Last Frost Date: \_\_\_\_\_

You can learn about gardening zones and frost dates  
in our dedicated post:

**UNDERSTANDING PLANTING ZONES FOR A SUCCESSFUL GARDEN**



Taking the time each year to carefully inventory your seed stock is a wise practice, ideally done at the beginning of the year. I personally make it a point to do this in January. By creating a list of all the seeds you currently have, you can see what seeds you need to purchase.

Given the ongoing food crisis affecting our nation, it is increasingly critical to place your seed orders as early as possible. Early ordering not only ensures you get the varieties you need but also helps you avoid potential shortages due to high demand or supply chain disruptions. This proactive approach is key to a successful and bountiful gardening season.

Use the following pages to keep records of your Seed Inventory.








Creating a detailed garden layout is not only beneficial for managing crop rotation but also serves as an invaluable tool for monitoring the performance of various vegetables grown in specific locations. This approach allows you to meticulously observe and record crucial factors such as sunlight exposure, shade levels, and soil composition. For instance, you can assess if certain plants received excessive sun or if they were overly shaded.


Utilize the following pages to meticulously chart the layout of your garden last year, and to plan the layout for the current year. This will enable you to compare and adjust your planting strategy effectively.

If you didn't have a garden last year, this is an excellent opportunity to begin your gardening journey and establish a baseline for future reference and improvement.









# PLANTING SCHEDULE

- Write down the date you planted each type of plant seed
- Write down the expected germination date for each type of plant
- Write down the expected harvest date for each type of plant
- Track any changes to your planting schedule, such as delays or early plantings

We've provided some pages for you to use for your planting schedule.

You can learn about using the moon's phases to help with gardening in our dedicated article:

**THE MOON'S PHASES: WHAT THEY ARE, THEIR USES FOR THE  
HOMESTEAD, AND THEIR LORE**



- If you're new to gardening or gardening in a new area, write down the weather conditions on a daily basis. Making weekly notes of weather conditions helps you chart local weather patterns.
- Monitor the growth and development of your plants.
- Write down any issues or problems with your plants, such as pest infestations or disease, and what you did about it.
- Take photos of your garden throughout the season to track progress.








- It will be helpful to write down the date and amount of each harvest. This will help you determine if you planted enough for your family.
- Keep track of which plants produced the most yield.
- Make note of what your family liked and did not like.
- Note any issues or problems encountered during the harvest.

# My Notes

Date :

---

---



A series of 18 horizontal grey bars, each approximately 20 pixels high, stacked vertically to provide a writing area. The bars are separated by small gaps and are contained within a double-line header and a single-line footer.



- Reflect on your gardening season
- Write down your successes and failures
- Evaluate your garden layout and planting schedule
- Make notes on any changes you want to make for the following season
- Make a plan for cover crops

Learn about cover crops in our dedicated article:

**HOW TO CHOOSE A GREAT COVER CROP**







# GARDEN JOURNAL

PLANT'S NAME: \_\_\_\_\_

WHAT IS IT?	
<input type="checkbox"/> Vegetable	<input type="checkbox"/> Herbs
<input type="checkbox"/> Flower	<input type="checkbox"/> Tree

START DATE

HARVEST DATE

LIGHT LEVEL
<input type="checkbox"/> Sun <input type="checkbox"/> Paratial Sun <input type="checkbox"/> Shade

PLANT INSTRUCTIONS

WATER NEEDED
<input type="checkbox"/> 1 - 2 - 3 - 4 <input type="checkbox"/>
Less    Much

CARE INSTRUCTIONS

IMPORTANT NOTES



# GARDEN JOURNAL

PLANT'S NAME: \_\_\_\_\_

WHAT IS IT?	
<input type="checkbox"/> Vegetable	<input type="checkbox"/> Herbs
<input type="checkbox"/> Flower	<input type="checkbox"/> Tree

START DATE

HARVEST DATE

LIGHT LEVEL
<input type="checkbox"/> Sun <input type="checkbox"/> Paratial Sun <input type="checkbox"/> Shade

PLANT INSTRUCTIONS

WATER NEEDED
<input type="checkbox"/> 1 - 2 - 3 - 4 <input type="checkbox"/>
Less    Much

CARE INSTRUCTIONS

IMPORTANT NOTES







# GARDEN JOURNAL

PLANT'S NAME: \_\_\_\_\_

WHAT IS IT?	
<input type="checkbox"/> Vegetable	<input type="checkbox"/> Herbs
<input type="checkbox"/> Flower	<input type="checkbox"/> Tree

START DATE

HARVEST DATE

LIGHT LEVEL
<input type="checkbox"/> Sun <input type="checkbox"/> Paratial Sun <input type="checkbox"/> Shade

PLANT INSTRUCTIONS

WATER NEEDED
<input type="checkbox"/> 1 - 2 - 3 - 4 <input type="checkbox"/>
Less    Much

CARE INSTRUCTIONS

IMPORTANT NOTES



# GARDEN JOURNAL

PLANT'S NAME: \_\_\_\_\_

WHAT IS IT?	
<input type="checkbox"/> Vegetable	<input type="checkbox"/> Herbs
<input type="checkbox"/> Flower	<input type="checkbox"/> Tree

START DATE

HARVEST DATE

LIGHT LEVEL
<input type="checkbox"/> Sun <input type="checkbox"/> Paratial Sun <input type="checkbox"/> Shade

PLANT INSTRUCTIONS

WATER NEEDED
<input type="checkbox"/> 1 - 2 - 3 - 4 <input type="checkbox"/>
Less    Much

CARE INSTRUCTIONS

IMPORTANT NOTES



# GARDEN JOURNAL

PLANT'S NAME: \_\_\_\_\_

WHAT IS IT?	
<input type="checkbox"/> Vegetable	<input type="checkbox"/> Herbs
<input type="checkbox"/> Flower	<input type="checkbox"/> Tree

START DATE

HARVEST DATE

LIGHT LEVEL
<input type="checkbox"/> Sun <input type="checkbox"/> Paratial Sun <input type="checkbox"/> Shade

PLANT INSTRUCTIONS

WATER NEEDED
<input type="checkbox"/> 1 - 2 - 3 - 4 <input type="checkbox"/>
Less    Much

CARE INSTRUCTIONS

IMPORTANT NOTES





# GARDEN JOURNAL

PLANT'S NAME: \_\_\_\_\_

WHAT IS IT?	
<input type="checkbox"/> Vegetable	<input type="checkbox"/> Herbs
<input type="checkbox"/> Flower	<input type="checkbox"/> Tree

START DATE

HARVEST DATE

LIGHT LEVEL
<input type="checkbox"/> Sun <input type="checkbox"/> Paratial Sun <input type="checkbox"/> Shade

PLANT INSTRUCTIONS

WATER NEEDED
<input type="checkbox"/> 1 - 2 - 3 - 4 <input type="checkbox"/>
Less    Much

CARE INSTRUCTIONS

IMPORTANT NOTES



# GARDEN JOURNAL

PLANT'S NAME: \_\_\_\_\_

WHAT IS IT?	
<input type="checkbox"/> Vegetable	<input type="checkbox"/> Herbs
<input type="checkbox"/> Flower	<input type="checkbox"/> Tree

START DATE

HARVEST DATE

LIGHT LEVEL
<input type="checkbox"/> Sun <input type="checkbox"/> Paratial Sun <input type="checkbox"/> Shade

PLANT INSTRUCTIONS

WATER NEEDED
<input type="checkbox"/> 1 - 2 - 3 - 4 <input type="checkbox"/>
Less    Much

CARE INSTRUCTIONS

IMPORTANT NOTES





# GARDEN JOURNAL

PLANT'S NAME: \_\_\_\_\_

WHAT IS IT?	
<input type="checkbox"/> Vegetable	<input type="checkbox"/> Herbs
<input type="checkbox"/> Flower	<input type="checkbox"/> Tree

START DATE

HARVEST DATE

LIGHT LEVEL
<input type="checkbox"/> Sun <input type="checkbox"/> Paratial Sun <input type="checkbox"/> Shade

PLANT INSTRUCTIONS

WATER NEEDED
<input type="checkbox"/> 1 - 2 - 3 - 4 <input type="checkbox"/>
Less    Much

CARE INSTRUCTIONS

IMPORTANT NOTES



# GARDEN JOURNAL

PLANT'S NAME: \_\_\_\_\_

WHAT IS IT?	
<input type="checkbox"/> Vegetable	<input type="checkbox"/> Herbs
<input type="checkbox"/> Flower	<input type="checkbox"/> Tree

START DATE

HARVEST DATE

LIGHT LEVEL
<input type="checkbox"/> Sun <input type="checkbox"/> Paratial Sun <input type="checkbox"/> Shade

PLANT INSTRUCTIONS

WATER NEEDED
<input type="checkbox"/> 1 - 2 - 3 - 4 <input type="checkbox"/>
Less    Much

CARE INSTRUCTIONS

IMPORTANT NOTES



# GARDEN JOURNAL

PLANT'S NAME: \_\_\_\_\_

WHAT IS IT?	
<input type="checkbox"/> Vegetable	<input type="checkbox"/> Herbs
<input type="checkbox"/> Flower	<input type="checkbox"/> Tree

START DATE

HARVEST DATE

LIGHT LEVEL
<input type="checkbox"/> Sun <input type="checkbox"/> Paratial Sun <input type="checkbox"/> Shade

PLANT INSTRUCTIONS

WATER NEEDED
<input type="checkbox"/> 1 - 2 - 3 - 4 <input type="checkbox"/>
Less    Much

CARE INSTRUCTIONS

IMPORTANT NOTES





# GARDEN JOURNAL

PLANT'S NAME: \_\_\_\_\_

WHAT IS IT?	
<input type="checkbox"/> Vegetable	<input type="checkbox"/> Herbs
<input type="checkbox"/> Flower	<input type="checkbox"/> Tree

START DATE

HARVEST DATE

LIGHT LEVEL
<input type="checkbox"/> Sun <input type="checkbox"/> Paratial Sun <input type="checkbox"/> Shade

PLANT INSTRUCTIONS

WATER NEEDED
<input type="checkbox"/> 1 - 2 - 3 - 4 <input type="checkbox"/>
Less    Much

CARE INSTRUCTIONS

IMPORTANT NOTES





# GARDEN JOURNAL

PLANT'S NAME: \_\_\_\_\_

WHAT IS IT?	
<input type="checkbox"/> Vegetable	<input type="checkbox"/> Herbs
<input type="checkbox"/> Flower	<input type="checkbox"/> Tree

START DATE

HARVEST DATE

LIGHT LEVEL
<input type="checkbox"/> Sun <input type="checkbox"/> Paratial Sun <input type="checkbox"/> Shade

PLANT INSTRUCTIONS

WATER NEEDED
<input type="checkbox"/> 1 - 2 - 3 - 4 <input type="checkbox"/>
Less    Much

CARE INSTRUCTIONS

IMPORTANT NOTES

# My Notes

---

---

Sunday :

Monday :

Tuesday :

Wednesday :

Thursday :


Friday :

Saturday :



# My Notes

Date :



# My Notes

---

---

Sunday :

Thursday:

Monday :

Friday :

Tuesday :

Saturday :

Wednesday :

*Notes :*



As we turn the final leaf of this garden journal, remember that the journey through the seasons of gardening is continuous, filled with both challenges and triumphs. Just like a garden, our knowledge and skills can always flourish with care and attention.

If you find yourself seeking guidance or inspiration along your gardening path, visit us at [TheFarmersLamp.com](https://TheFarmersLamp.com). You'll find a growing repository of resources, tips, and community wisdom. Whether you're troubleshooting a tricky plant problem, exploring new gardening techniques, or simply looking for a spark of inspiration, we're here to help.

Your gardening journey does not end here. In fact, it's just another beginning. So, let's keep growing together, season after season.

# HAPPY GARDENING!

*Your Friends  
at The Farmer's Lamp*